

RESOURCES AND GARBAGE COLLECTION

(ごみと資源の分別方法)

Refer to the collection Schedule and fill in the day of the week below. (Please check the back cover)

(裏表紙の収集スケジュールを参照し、曜日を書いて下さい)

P2

How to dispose Paper Garbage and Clothes (紙・布・衣類の出し方)

P3

How to dispose Bottles, Cans and Pet Bottles (びん・缶・ペットボトルの出し方)

P4

How to dispose Plastic Resources (プラスチック類の出し方)

P5





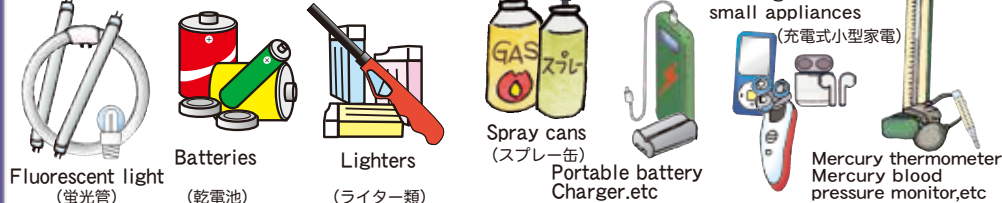

How to dispose Burnable Garbage (可燃ごみの出し方)

P6

How to dispose Non-Burnable Garbage (不燃ごみの出し方)
How to dispose Hazardous Waste (有害ごみの出し方)

P7

How to dispose Bulky Waste (粗大ごみの出し方)

Recyclable Resources (資源) Papers, Clothes (紙・布・衣類)	 <p>Newspapers (新聞紙) Magazines Scrap papers (雑誌・雑紙) Cardboard boxes (ダンボール) Milk cartons (牛乳パック) Clothes (布・衣類)</p>	<p>Twice a month (月2回)</p> <p>() (曜日)</p>
Recyclable Resources (資源) Bottles, Cans, Pet bottles (びん・缶・ペットボトル)	 <p>Bottles (びん) Cans (缶) PET bottles (ペットボトル)</p>	<p>Once a week (週1回)</p> <p>() (曜日)</p>
Plastic Resources (プラスチック類)	 <p>Food trays (食品トレイ) Food containers (食品容器) Plastic bags (ビニール袋) Plastic containers (プラスチック製の食品容器)</p>	<p>Once a week (週1回)</p> <p>() (曜日)</p>
Burnable Garbage (可燃ごみ)	 <p>Kitchen garbage (生ごみ) shoes (靴・スリッパ) Non-recyclable paper (宅配ピザ容器) Tree branches (枝木) Diapers (紙オムツ)</p>	<p>Twice a week (週2回)</p> <p>(Tuesday) (Friday)</p> <p>(火・金曜日)</p>
Hazardous Waste (有害ごみ)	 <p>Fluorescent light (蛍光管) Batteries (乾電池) Lighters (ライター類) Spray cans (スプレー缶) Portable battery Charger, etc (モバイルバッテリー) Rechargeable small appliances (充電式小型家電) Mercury thermometer, Mercury blood pressure monitor, etc (水銀式体温計・血圧計)</p>	<p>Once a month (月1回)</p> <p>(Third Wednesday) (第3水曜日)</p>
Non-Burnable Garbage (不燃ごみ)	 <p>Metal products (金属製品) Items with metal parts fixed (金属をふくむ製品) Glass pieces, China ware (ガラス製品・陶磁器)</p>	<p>Once a month (月1回)</p> <p>(Fourth Wednesday) (第4水曜日)</p>

Notice (重要)

Put out garbage before 8:30 am on designated days at designated collection places

(8時30分までに、決められた日に決められた場所へごみを出すこと)

Public holidays are also collection days

(祝日も収集します)

Please do not mix paper garbage and plastic garbage with Burnable Garbage!
(紙やプラスチック類を燃やせるごみとして出さないで下さい)



- Paper garbage plastic containers and packaging recycling are very valuable. At Miyashiro Town we put in a lot of effort to separate and correctly dispose of garbage for environmental protection and recycling of resources.
- If paper garbage, plastic garbage are mixed up, garbage won't be collected. We will put a sticker on the garbage so that you will correctly dispose it.

Miyashiro Town

TEL:0480-34-1111 FAX:0480-34-1093

〒345-8504 Kasahara 1-4-1 Miyashiro Saitama

<https://www.town.miyashiro.lg.jp>



How to Dispose of Recyclable Resources

(リサイクル可能なごみ)

Paper Garbage and Clothes

(紙と衣類)

Sort out and bundle with a rope
(別々に分けてヒモでしばってたばねる)

Paper Garbage

●Newspapers (新聞紙)



●Cardboard boxes (ダンボール)

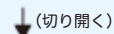


●Milk cartons (牛乳パック)

Rinse cartons (洗う)



Cut open cartons and make them flat (切り開く)



Dry them (乾かす)




Tie them in a bundle (しばってたばねる)



●Magazines, Scrap papers

Books, Notebooks, Newspaper ad-inserts, Postcards, Letters, Paper boxes, Wrapping papers, Envelopes, Memo papers etc



Small pieces of paper may be easy to bundle with magazines or leaflets or to insert in an envelope

Clothes (布・衣類)

Example (例)

●Clothes (古衣料)

(Do not remove buttons and zippers)

Shirts, Suits, Trousers, Skirts, Underwears, Sweaters, Coats, Jumpers, Socks, Neckties, Kimonos, Obi

●Cloth (布)

Sheets, Towel, Curtains, Laced curtain, Blankets, (シーツ、タオル、カーテン、レースのカーテン、毛布)

● Wash, dry and fold them (洗って、乾かして、しばってたばねる)

● If it is raining, do not dispose of them or put them in a clear plastic bag



Items that you cannot dispose of (Example) (出せないもの) (例)

These things are not suitable for recycling. Dispose of the garbage below as burnable garbage (これらはリサイクルできないものです。可燃ごみで出して下さい)

(銀色) Silver Color



Packs that are silver inside (内部が銀色の飲料パック)




Paper that is covered by oil and food (ex. pizza boxes, cake boxes) (油や食べ物が付着しているもの)



Shredded papers (シュレッダーされた紙)



Used tissues (使用済ティッシュペーパー)



Paper that have a strong smell (Incense stick pack, Detergent pack, Cigarettes pack) (強においの箱)




Futon, Rug, Carpets (寝具、じゅうたん、カーペット)



Fax paper (FAX用紙)

Thermal paper (感熱紙)



Copying paper

Carbon paper (カーボン紙)



Padded garments, Judo clothes, Hats, Gloves (はんてん、柔道着、帽子、手袋)



Stickers, Oil paper, Paper cups, Photos-mounts (油紙、紙コップ、写真、ステッカー)



Recyclable Resources

(リサイクルできるもの)

How to Dispose of Bottles, Cans and PET Bottles

(びん・缶・ペットボトルの出し方)

How to dispose of bottles, cans and PET bottles

(びん・缶・ペットボトルの出し方)



Put it in a clear plastic bag
(透明袋に入れる)

The lid and labels should be disposed of as plastic containers and packaging. The metal lid should be disposed as Non-Burnable Waste.

(フタとラベルを取り外し、プラスチック等のフタはプラスチック類、金属製のフタは不燃ごみ)



transparent enough for contents to be seen



Bottles

Glass bottles for food and drink

(びん)




Seasoning (調味料)



Juice (ジュース)



Alcohol (お酒)



Canned food (びん入り食品)

Take off the lid and rinse the inside.

(フタをはずし)

水で内部を洗う)



Drink bottles (飲料ボトル)



Coffee (コーヒー)



Jam (ジャム)

Cans

Metal or aluminum cans for food and drink



Drink cans (飲料缶)



Green tea cans (お茶缶)



Laver cans (のり缶)



Cooking oil cans (油缶)



Canned food cans (食品缶詰)



Pet food cans

(ペットフード缶)



Snack cans (お菓子缶)



Milk cans (ミルク缶)

PET Bottles


(ペットボトル)

How to dispose PET bottles.

(ペットボトルの出し方)



PET bottles recycling mark (ペットボトルのリサイクルマーク)



Remove the lid and labels (フタとラベルをはずす)



Rinse inside (中をすすぐ)



Crush PET bottles (つぶす)



Items that you cannot dispose of (Example)

(出せないもの) (例)



18liter cans (18リットル缶)



Cosmetics bottles (化粧品びん)

Agricultural pesticide bottle (農薬びん)



Machine oil cans (機械油缶)



Glass ware (ガラス製品)



Insecticide bottles (スプレーでない殺虫剤)



Paint cans (塗料缶)



Plastic oil bottles (プラスチック製の油容器)



Sauce bottles (プラスチック製のソース容器)



Plastic lids (プラスチック製のフタ)



Detergent and cleanser bottles (洗剤の容器)



Gas cylinder cassette (ガスボンベ)



Insecticide cans (スプレー式の殺虫剤)

Spray cans (スプレー缶)



dispose of as Non-Burnable Garbage (不燃ごみ)

dispose of as Plastic Resources and Packaging (プラスチック類)

dispose of as Hazardous Waste (有害ごみ)



How to Dispose of Plastic resources

(プラスチック類の出し方)



- ① Empty thoroughly (内容物を出す) ② Remove leftovers (残り物を取り除く) ③ Remove solid contents (土も取り除く) ④ Cut hoses into pieces shorter than 50cm (50cm以下に切る)

Example (例)

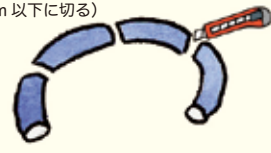


● These items need to be cut into pieces smaller than 50cm in both length and width (縦横 50cm以下に切る)



Polyurethane mats (ウレタンのマットレス)
Sheet shape items (ビニールのシート)
Artificial turf (人工芝)

● Cut long items into pieces shorter than 50cm (縦横 50cm以下に切る)



Hoses (ホース)

Special Disposal items (特殊なごみの出し方)

Non-Disposable plastic resources (Example)

(出せないもの) (例)





How to Dispose of Burnable Garbage

(可燃ごみの出し方)
It is the garbage that the miyashiro town defined as "burnable"
(宮代町が「燃やせる」と決めたごみ)



Example (例)



Kitchen garbage
(生ごみ)



Cigarette butts
(吸い殻)



Eggshells
(卵の殻)



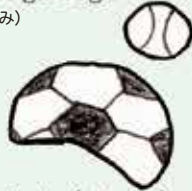
Shells
(貝がら)



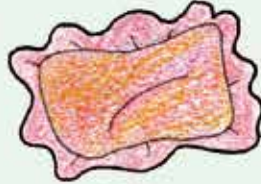
Grasses (soil off)
(草) (土をとる)



Fermented soybeans
packs (納豆の容器)



Balls (air out)
(ボール) (空気を抜く)



Pillows
(まくら)



Desiccants
(防虫剤)



Cooling agents
(保冷剤)



Sanitary napkins
(衛生用品)



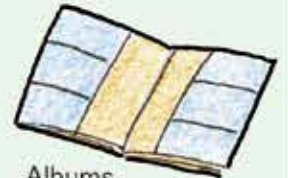
Plush toys (30cm or more)
(ぬいぐるみ) (30cm以上)



Diapers
(使いすておむつ)



Leather shoes・Japanese clogs・Sandals
(履物)



Albums
(アルバム)



Non-Recyclable papers
* See the details on page 2
(リサイクルできない紙 ※2ページ参照)



Disposable heat packs
(使いすてカイロ)

Solidify (油を固める)

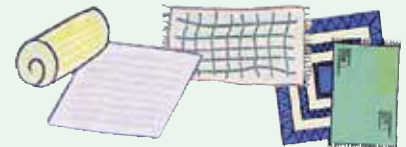


Futons etc.
(寝具・カーペット等)



Cooking Oil
(調理油)

Absorb
in paper or cloth
(紙や布にしみこませる)



Videotape Cassettes
(ビデオテープ)



panty hoses
(パンティストッキング)

※Specified bag is unnecessary
(指定袋は不要です)



Tree branches, twigs (枝木)

* The items should be no bigger than
50cm in length and 10cm in thickness
: Bind them with strings

* Please absorb used cooking oil in
paper or cloth, or use a solidifying
agent before disposal.

Request (お願い)

Papers, Plastics Garbage are recyclable resources
(紙、プラスチック類はリサイクル可能な
資源です)



At Miyashiro Town, we put in a lot of effort to separate and correctly
dispose of garbage for our environmental protection.

We appreciate your cooperation

(ごみを分別することは環境保護になります。ご協力お願いします)

Caution (注意)



Put the burnable garbage in the specified bags.
Garbage placed in other bags
(paper bags, cardboard boxes)
will not be collected.

(可燃ごみは指定袋に入れて出してください。紙袋や紙箱では収集
できません)



How to Dispose of Non-Burnable Garbage

It is the garbage that the miyashiro town defined as "non-burnable"
(不燃ごみの出し方)
(宮代町が「燃やせない」と決めたごみ)



specified bag (指定袋)

Metal products · Items with fixed metal parts · Glassware · Ceramics etc. (example)

(金属製品、金属部品を使っているもの、ガラス製品、陶磁器)

 Ceramics (陶磁器)	 Pans · Kettles (なべ・やかん)	 Frying pans (フライパン)	 Glassware (ガラス製品)	 Tools (工具)
 Household electrical appliances (小型電化製品)	 Gas stoves (ガスコンロ)	 Aluminum foil (アルミ製品)	 Incandescent bulbs (電球)	 Flower pots (植木鉢)
 Flat glass · Mirrors (鏡)	 Leather Bags (バッグ)	 Cosmetics · Agricultural bottle (化粧品のびん、農業のびん)	 Mini-stereos (ミニステレオ)	 Radio cassette players (ラジカセ)
 Razors (カミソリ)	 Edged tools (包丁)	 Vacuum cleaners (掃除機)	 Light appliances (照明器具)	
 Metal toys (金属製のおもちゃ)	 Telephones (電話機)	 Clocks (時計)	 Clothes pins (洗濯バサミ)	
 Umbrellas (カサ)	 18 liter cans (18リットル缶)	 Costume boxes (金属製の衣類ケース)	 FD MD (フロッピーディスク、ミニディスク)	 Filters of water purifiers (浄水器のフィルター)
 Artificial flowers (造花)	 Legless chairs (座椅子)	 Electric blankets · carpets (電気毛布、電気カーペット)	 Scrubbing · Brushes (ブラシ)	

Spray cans are Hazardous Waste

(スプレー缶は有害ごみ)

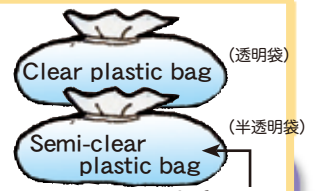
6

※Specified bag is unnecessary : Bind with strings
(※指定袋は不要、たばねてしる)



How to dispose Hazardous Waste

(有害ごみの出し方)



transparent enough for contents to be seen

 ● Fluorescent lights · Mercury thermometers (蛍光管)	 ● Spray cans Gas cylinder cassettes (スプレー缶、ガス缶)	 ● Rechargeable small appliances (充電式小型家電)
 ● Lighters container (ライター類)	 ● Portable battery Charger, etc (モバイルバッテリー等)	 ● Mercury thermometer Mercury blood pressure monitor, etc (水銀式体温計・血圧計)
 ● Dry cell batteries (乾電池、ボタン電池・コイン型電池)		

Thoroughly use up gas !

Danger!

No-need to

punch a hole in the

container (ガスは使い切る。危険なので容器に穴をあけないで)



Incandescent bulbs as Non-Burnable

(白熱電球は不燃ごみ)



How to Dispose of Bulky Waste

(粗大ごみの出し方)


Required bulky waste ticket

(粗大ごみ処理券が必要です)

Procedure for bulky waste collection (粗大ごみ収集の手順)



① Make reservation by phone
Bulky Waste Reservation Center 0480-31-8286
Maximum amount: 5 items per one collection
(電話で予約する。5個まで予約できます)



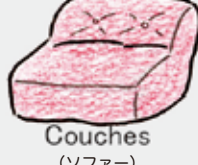
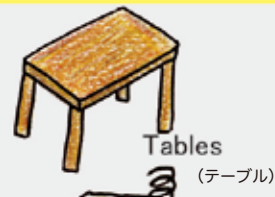

② Purchase tickets for the collection at the stores listed below for 550 yen per ticket
(粗大ごみ処理券を販売店で買う。1枚 550円)



③ Put out your bulky items with the ticket attached on the designated date at the designated place
(処理券を貼って出す)

Example for bulky waste (例)

Items that don't fit into 45 liter garbage bags (45リットルごみ袋に入らないもの)



Bulky Waste Ticket Authorized Store (粗大ごみ処理券販売店)

Kuki Area		Miyashiro Town	
Ushihiko(Meat shop)	Aoba 1-1-4-109	Ozawa (Liquor Shop)	Kawabata 1-8-1
Lawson Kuki-Aoba	Aoba 2-6-3	Liquor & Wine Tuchibuchi	Kawabata 3-2-9
Seven-Eleven Kuki-Aoba 4	Aoba 4-16-7	Shintakuya Liquor Shop	Suka 1015-1
Seven-Eleven Kuki-Sogo-Undokoen-Nishi	Ezura 1679-1	Seven-Eleven Miyashiro-Chuo	Chuo 3-3-8
Mikasa Beika Hompo	Otabukuro 437	Kasumi-Miyashiro	Dobutu 1-1-50
Seven-Eleven Kuki-Kamikiyoku	Kamikiyoku 974-1	Iri No Tana	Higashi 78
Benten	Kamihayami 150	Azumaya Liquor Shop	Higashihimemiya1-9-1
Hishinuma Shoten(Liquor Shop)	Kamimachi 5-10	Kobune Kanamono-Ten	Honden 1-3-20
JA Nansai Kuki Ezura	Kitaaooyagi 73	Yaotake Liquor Shop	Miyashirodai 1-10-7
Family Fashion Masakiya	Kitaaooyagi 75	Shinkawaya	Monma 2-6-27
Daily Yamazaki	Kuki-Chuo 1-1-20	Kanawa	Yamazaki 354
Hyakkado Nishiguchi	Kuki-Chuo 3-9-49	Miyo Beauty parlor	Wado 1-10-8
Tamura Yohin-Ten	Kuki-Chuo 3-9-55	Liquor Shop Noguchi	Wado 4-3-23
Lawson Kuki-Chuo 3	Kuki-Chuo 3-9-55	Kusakabe Shoten	Wado 809
Aoki Tobacco Shop	Kuki-Chuo 4-7-5	Seven-Eleven Miyashiro-Wado	Wado 1497-1
Seven-Eleven Kuki-Kurihara 2	Kurihara 2-2-2		
Seicomarto Kuki-Shimohayami	Shimohayami 404-1		
Seven-Eleven Kuki-Hinokuchi	Hinokuchi 574-1		
Seven-Eleven Kuki-Honcyo 1	Honcyo 1-7-32		
Masakura-Works	Honcyo 2-3-16		
Liquor Mone	Honcyo 5-10-44		
Toubu Kagu	Honcyo 6-1-4		
Masukawa Denki Honten	Honcyo 6-12-2		
Goody Kakinuma	Honcyo 8-1-30		
Shimasaki Denki Shokai	Minami 5-2-10		
Jason Kuki	Yoshiba 1-45-8		
Seven-Eleven Kuki-Yoshiba 2	Yoshiba 2-7-1		
JA Nansai Ota	Yoshiba 2-15-18		


Bulky Waste Tickets (粗大ごみ処理券)

- One Bulky Waste Ticket per item
(Exception: Be sure to call in advance and make an appointment.)
- Since the Bulky Waste Tickets cannot be peeled once they are attached, make sure you attach them properly.
- If you dispose of bulky waste, please insure to put your name and the collection date.
- The Bulky Waste Tickets cannot be used for televisions, washing machines, or refrigerators, or air conditioners

Collection schedule in Miyashiro Town

(宮代町の収集スケジュール)

Burnable Garbage (可燃ごみ)	Bottles cans PET bottles (びん・缶・ペットボトル)	Cardboard boxes (ダンボール)	Newspapers (新聞) Magazines, Scrap papers (雑誌・雑紙) Milk cartons (牛乳パック)	Plastic Resources (プラスチック類)	Area (地域)	Hazardous Waste (有害ごみ)	Non-Burnable Garbage (不燃ごみ)
Tuesday (火曜) Friday (金曜)	Monday (月曜)	First, Third Monday (第1・3月曜)	Second, Fourth Monday (第2・4月曜)	Thursday (木曜)	Wado 1~5, Suka, Wado (Except: Momoyamadai), Kokunou, Higashikumehara, Nishikumehara, Miyashirodai 1~3, Wadoyokomachi 1~2	Third Wednesday (第3水曜)	Fourth Wednesday (第4水曜)
	Thursday (木曜)	First, Third Thursday (第1・3木曜)	Second, Fourth Thursday (第2・4木曜)	Monday (月曜)	Chuo 1~3, Gakuendai 1~4, Kasahara 1~2, Honden 1~5, Monma, Monma 1~6, Doubutsu, Doubutsu 1~3, Yamazaki, Sakasai, Kanehara, Miyashiro 1~3, Miyahigashi, Nakajima, Himemiya, Kawabata, Kawabata 1~4, Higashihimemiya 1~2, Higashi, Naka, Nishibara, Momoyamadai		



「すてずん」

Each individual must be conscious of reducing waste and recycling

(一人ひとりが自覚を持って進めるごみの減量化と資源化)

Miyashiro town food loss reduction promotion character

(宮代町食品ロス削減推進キャラクター)